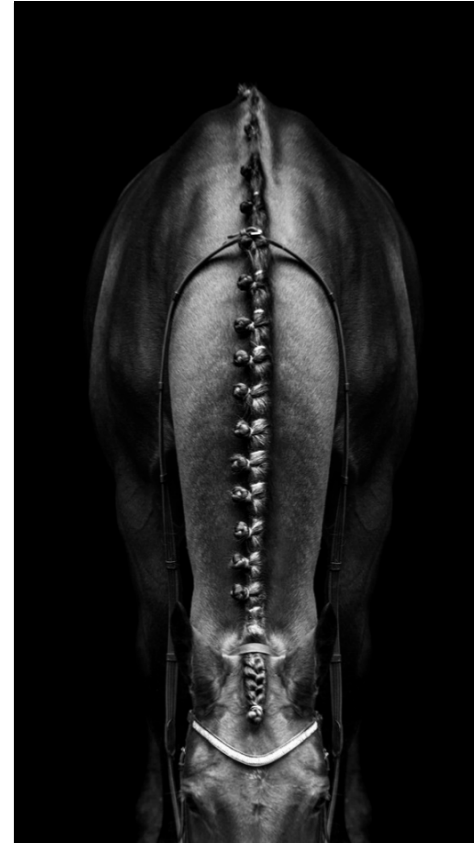




EHV-1 RETURN TO COMPETITION | ATHLETE INFORMATION SEMINAR



RETURN TO COMPETITION BIOSECURITY MEASURES
APPLICABLE TO ATHLETES AND GROOMS



Measures applicable for athletes and grooms

Prior to
travelling to the
event

Arriving at the
event

At events

If a horse needs
to be put into
isolation

Leaving the
event

When back
at your home
stables



Prior to travelling to the event

Monitor and record on a chart the temperature of each of your horses twice a day for the 10 days leading up to the event (starting immediately if the event starts in less than 10 days).

Complete the FEI Equine Health Self-Certification form for each of your horses. The form is available on the FEI website (inside.fei.org) in the EHV-1 Hub , “Forms & Downloads” section.

If the event you will be attending could have more than 400 horses, you will have to ask a veterinarian to **perform a PCR test on your horses 120 hours or less before you arrive at the event** (List of events available on the FEI website (inside.fei.org) in the EHV-1 Hub).

As soon as you receive the **negative PCR test results** for your horses, please **send them to the FEI using the FEI HorseApp** mobile application.



Arriving at the event 1/2

Prior to your arrival, inform the Organising Committee (OC) of your estimated arrival time to allow for a safe and well-organised Examination on Arrival.

Be ready for the “**Examination on Arrival**” that must be performed by an FEI Official Veterinarian.

The examination will take place either in a **dedicated and quiet area**, if possible, or in the **stable area(s)** assigned to your horses.

During the examination, keep the horse passports and the FEI Equine Health **Self-Certification** forms handy.

You or your groom will **have to take your horse's temperature** using your own thermometer. Do not let a veterinarian use their own thermometer.

Arriving at the event 2/2

A horse with a **temperature of 38.5°C or higher**, and any other horses travelling with it, will be put into isolation. Please respect all instructions provided by the veterinarian regarding the isolation of horses.

The temperature of a horse put into isolation can be taken again at a later stage and, if back to normal and after assessment by the FEI Veterinary Delegate, the horse may be allowed to return to the main stables.

Only accept to put your horses in cleaned, disinfected and sealed boxes.

At events 1/3

Always use the handwashing and disinfection facilities when entering and leaving your stable area. These preventive measures are similar to the ones you are now used to applying for Covid-19.

Do not visit any stable areas other than the ones where your horses are kept.

Please limit as much as possible the number of people accompanying you in the stable areas.

Respect the one-way system for horses and humans.

Take the temperature of your horses twice a day and record it on the clipboard placed on the door of each box.

At events 2/3

Control your dog! Your dog must always be on a leash and must never be in direct contact with horses.

Horses must not be tacked or untacked in the aisle.

Horses may receive veterinary treatment in their own boxes under the supervision of the FEI Veterinary Delegate (VD) or another veterinarian assigned by the FEI VD.

Horses selected for EADCMP testing **must be sampled in their own boxes.**

At events 3/3

If the event you are attending **takes place over consecutive weeks**, your **horses will have to be PCR tested on site**, as advised by the OC (on Sunday, Monday or Tuesday).

If you have **concerns about the biosecurity measures or related matters**, immediately contact the FEI Veterinary Delegate.

If a horse needs to be put into isolation 1/2

Horses presenting a temperature above 38.5°C or that have been in contact with horses at risk with may be put into isolation at any time.

Respect all the measures in place, such as wearing boot covers and coveralls. Always disinfect your hands when entering and leaving the isolation area as well as between each contact with your horses.

All protective gear must be removed when leaving the isolation area.

Do not go to another stable area without going through a full cleaning and disinfection process.

Never bring your dog with you in the isolation area.

If a horse needs to be put into isolation 2/2

Isolation areas must have individual boxes for single horses, as well as groups of isolation boxes for horses that have been transported together.

The isolation/quarantine area must not be in the same stabling area, or same airspace, as non-isolated horses. It must be separated by at least 50 metres from any flow of horses, whether indoors or outdoors.

Pre-approved external locations within 10 km of the venue may be used as isolation overflow sites.

Leaving the event

When leaving the event, please **make sure that all your horses are officially checked out** by the Show Office using the FEI HorseApp.



This checkout does not replace the required Health Certificate that must be issued by the Veterinary Authority in some countries.

When back at your home stables

If any of your **horses develop any infectious disease within 14 days** after having attended an event, please inform your National Federation and the FEI (veterinary@fei.org).

FEI HORSEAPP
RETURN TO COMPETITION MODULES



FEI HorseApp



For Athletes, Grooms, Owners,
Trainers, National Federations,
etc.



Upload PCR Test Results

Horse Check-in

(Available on 13 April 2021)



FEI HorseApp Process

> Install the App

Install the FEI HorseApp
from Apple AppStore or
Android Google Play
store

A screenshot of the FEI HorseApp login interface. The screen has a dark blue background. At the top, the status bar shows the time 14:53 and signal/battery icons. The FEI HorseApp logo is centered at the top. Below it, there are two white input fields: the first contains the number '10171451' and the second is labeled 'Password'. These two fields are enclosed in a red rectangular box. Below the input fields is a toggle switch for 'Stay logged in', which is currently turned on. A large orange button labeled 'Log in' is positioned below the toggle. At the bottom, there are three links: 'Forgot your password?', 'Don't have an account? Create one.', and 'Need help?'.



FEI HorseApp Process

> Getting or finding your
FEI ID

ATHLETE



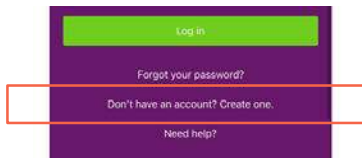
You already have a FEI
ID number, no need to
create a new one



If you have used
your FEI account
before, simply
login to the FEI
HorseApp



Activate your
account by
following the link
on the FEI
HorseApp landing
page



GROOM



You have to create an
account to get a FEI ID
number



Visit our Groom
registration page to
create your account:
<https://data.fei.org/GroomSelfRegistration>

FEI HorseApp Process



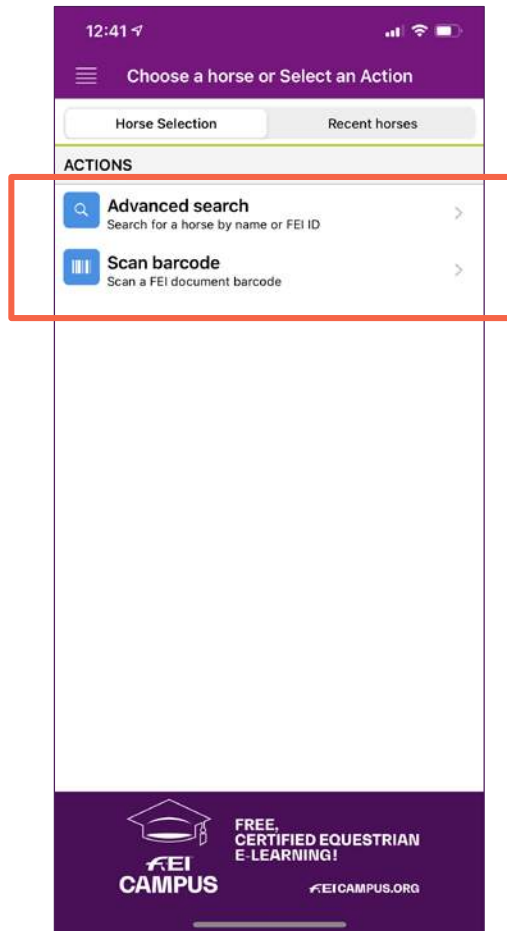
Upload PCR Test Results





Upload PCR Test Results - Process

1. Look for your horse





Upload PCR Test Results - Process

2. Select your horse from the search result

12:41

Search Results

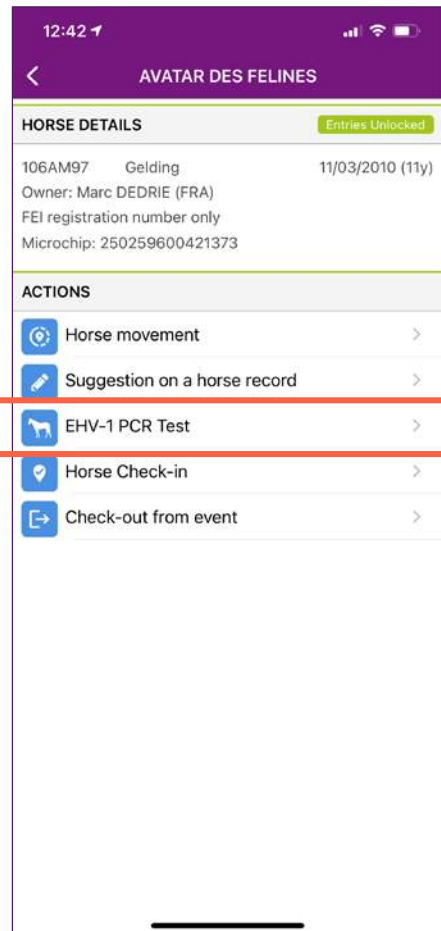
Avatar

105FC69	TRAK	RC	Stallion	>
AVATAR 4				
103EP88	BAD-WÜ	RC	Male	>
AVATAR ANTONIUS				
103YN26	PZHK (M)	RC	Gelding	>
AVATAR DE KERPONT				
105KG89		ID	Stallion	>
AVATAR DE TUS				
105YJ62	SF	RC	Stallion	>
AVATAR DES CHAMPS				
105XY36	SF	ID	Gelding	>
AVATAR DES FELINES				
106AM97	SF	ID	Gelding	>
AVATAR DES LYS				
105FY31	SF	RC	Gelding	>
AVATAR DES ROYS				
106JJ09		ID	Stallion	>
AVATAR DU GOLO				
105QL97	AA	RC	Gelding	>
AVATAR DU MARAIS				
105BD34	SF	RC	Gelding	>
AVATAR DU PRELAT				
105HG96	SF	ID	Stallion	>
AVATAR ERA				
105GI24		P	Gelding	>
AVATAR III				
103ZI67	OLDBG	RC	Gelding	>
AVATAR MONTANA				
106TS24	BH	RC	Male	>
AVATAR NEYETTE				
106AP75		ID	Stallion	>
AVATAR S				
102NJ18	PZHK (SP)	ID	Male	>
AVATAR VAN DE RIB				
105AS02		RC	Gelding	>



Upload PCR Test Results - Process

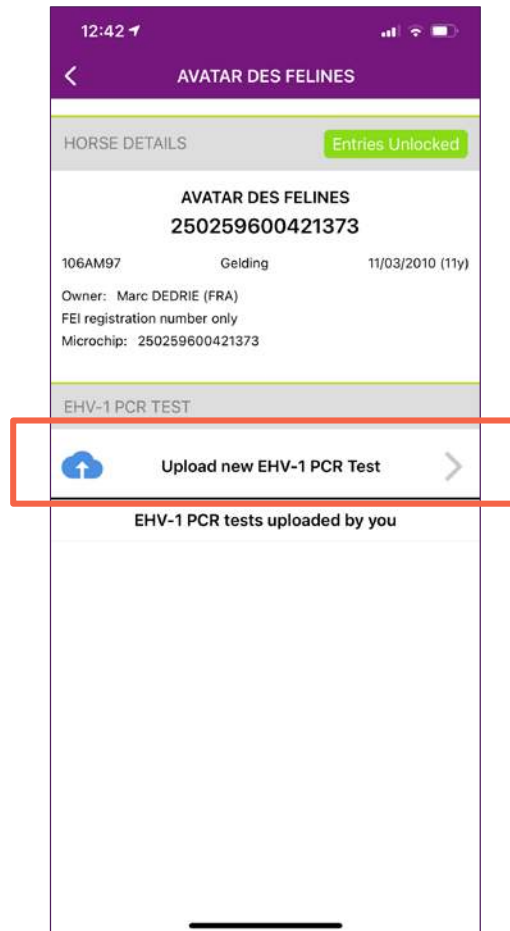
3. Select the EHV-1 PCR Test





Upload PCR Test Results - Process

4. Select the upload function





Upload PCR Test Results - Process

5. Take a photo or use a file already in your library

12:42

AVATAR DES FELINES

HORSE DETAILS Entries Unlocked

AVATAR DES FELINES
250259600421373

106AM97 Gelding 11/03/2010 (11y)

Owner: Marc DEDRIE (FRA)
FEI registration number only
Microchip: 250259600421373

PCR TEST

[Upload new](#)

Take a photo

Choose from library

Cancel Submit



Upload PCR Test Results - Process

6. Preview your file and add extra page(s) if needed

12:43

AVATAR DES FELINES



HORSE DETAILS Entries Unlocked


AVATAR DES FELINES
250259600421373

106AM97 Gelding 11/03/2010 (11y)



Owner: Marc DEDRIE (FRA)
FEI registration number only
Microchip: 250259600421373

PCR TEST

1.  Document_1.jpeg 

 Add more

Please enter the date and time of the EHV-1 PCR Test :

Cancel Submit



Upload PCR Test Results - Process

7. Enter date and time of the horse testing

12:43

< AVATAR DES FELINES


HORSE DETAILS Entries Unlocked

AVATAR DES FELINES
250259600421373

106AM97 Gelding 11/03/2010 (11y)



Owner: Marc DEDRIE (FRA)
FEI registration number only
Microchip: 250259600421373

PCR TEST

1.  Document_1.jpeg -

+ Add more

Please enter the date and time of the EHV-1 PCR Test :

09/04/2021 09:15  

Cancel Submit



Upload PCR Test Results - Process

8. Press the submit button

12:43

< AVATAR DES FELINES


HORSE DETAILS Entries Unlocked

AVATAR DES FELINES
250259600421373

106AM97 Gelding 11/03/2010 (11y)



Owner: Marc DEDRIE (FRA)
FEI registration number only
Microchip: 250259600421373

PCR TEST

1.  Document_1.jpeg -

+ Add more

Please enter the date and time of the EHV-1 PCR Test :

09/04/2021 09:15  

Cancel Submit

FEI HorseApp Process



For Athletes, Grooms
and Owners.

Horse Check-in

(Available on 13 April 2021)

In case of an outbreak

If an outbreak is declared by the FEI, all sick and in-contact horses should be under FEI jurisdiction until they are released. The biosecurity measures include submitting GPS coordinates of the horse's location via the FEI HorseApp.

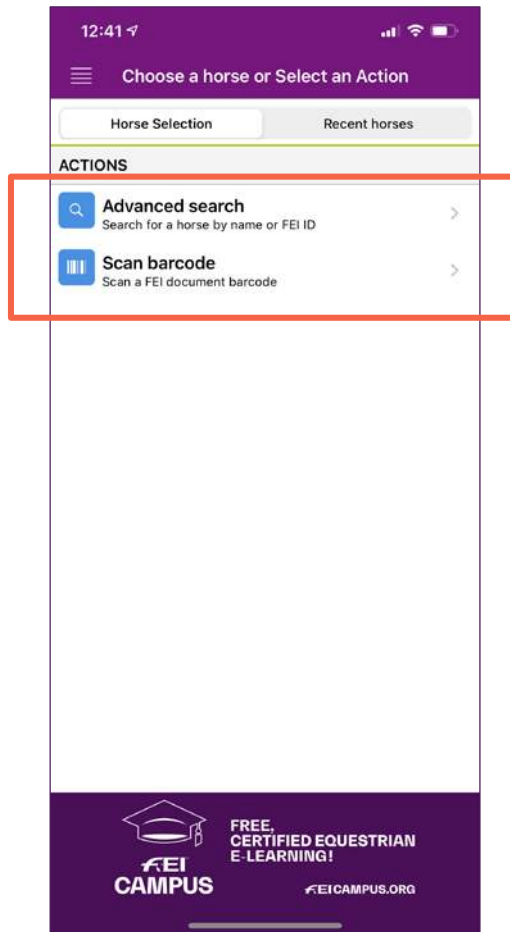




Horse Check-in Process

In case of an outbreak

1. Look for your horse





Horse Check-in Process

In case of an outbreak

2. Select your horse
from the Search Results

12:41

Search Results

Avatar

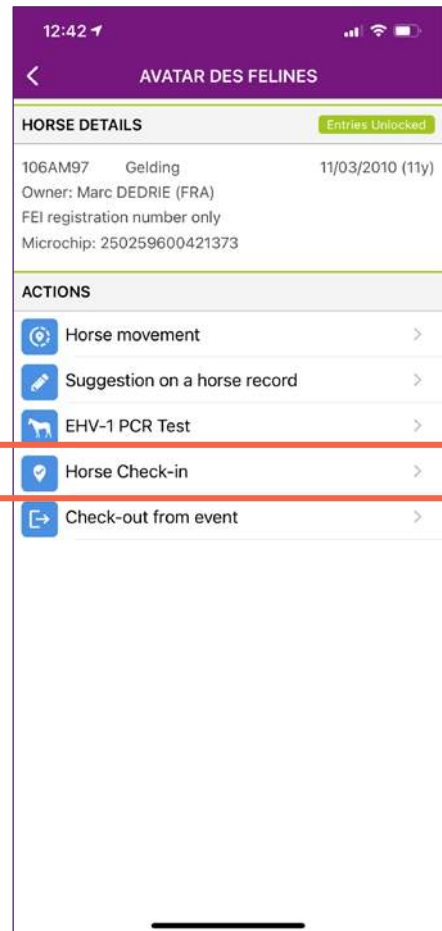
105FC69	TRAK	RC	Stallion	>
AVATAR 4				
103EP88	BAD-WÜ	RC	Male	>
AVATAR ANTONIUS				
103YN26	PZHK (M)	RC	Gelding	>
AVATAR DE KERPONT				
105KG89		ID	Stallion	>
AVATAR DE TUS				
105YJ62	SF	RC	Stallion	>
AVATAR DES CHAMPS				
105TY76	SF	ID	Gelding	>
AVATAR DES FELINES				
106AM97	SF	ID	Gelding	>
AVATAR DES LYS				
105FY31	SF	RC	Gelding	>
AVATAR DES ROYS				
106JJ09		ID	Stallion	>
AVATAR DU GOLO				
105QL97	AA	RC	Gelding	>
AVATAR DU MARAIS				
105BD34	SF	RC	Gelding	>
AVATAR DU PRELAT				
105HG96	SF	ID	Stallion	>
AVATAR ERA				
105GI24		P	Gelding	>
AVATAR III				
103ZI67	OLDBG	RC	Gelding	>
AVATAR MONTANA				
106TS24	BH	RC	Male	>
AVATAR NEYETTE				
106AP75		ID	Stallion	>
AVATAR S				
102NJ18	PZHK (SP)	ID	Male	>
AVATAR VAN DE RIB				
105ASQ3		RC	Gelding	>



Horse Check-in Process

In case of an outbreak

3. Select Horse Check-in

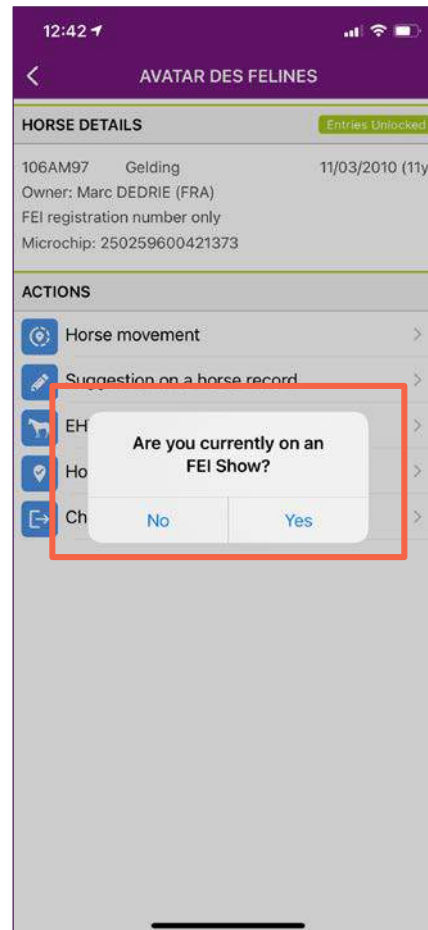




Horse Check-in Process

In case of an outbreak

4. Select the appropriate
choice

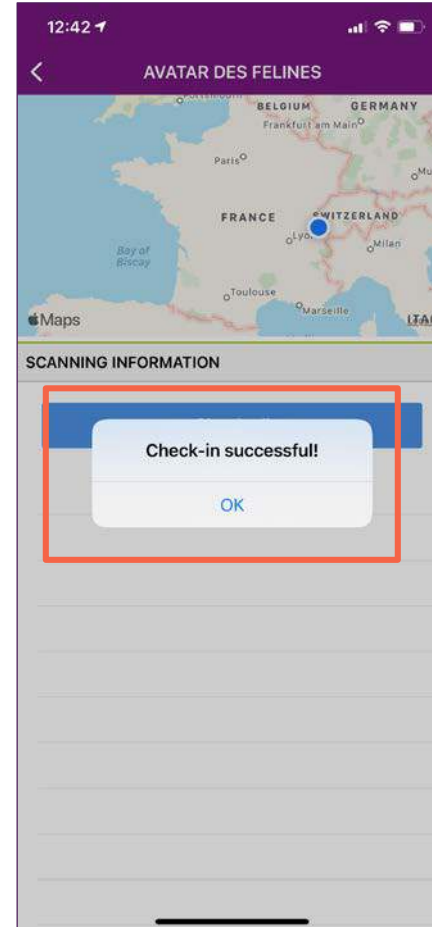




Horse Check-in Process

In case of an outbreak

5. You get confirmation
of your successful
check-in





FÉDÉRATION
ÉQUESTRE
INTERNATIONALE

THANK YOU !

