

Live Oak International 2019 - Driving
Result MARATHON



1H M FEI Horse Single Marathon

Rank	CNo	Driver	Nation	A	T	B	1	2	3	4	5	6	7	1-7	Total
1	42	Nifty Hamilton	USA	0.00	0.00	0.00	52.25 (2)	1:09.89 (3)	1:02.31 (3)	56.83 (1)	55.03 (1)	53.66 (1)	52.41 (2)	6:42.38 100.60	100.60
2	37	Donna Crookston	USA	0.00	0.00	0.00	49.45 (1)	1:07.30 (2)	1:03.80 (4)	58.97 (3)	56.61 (2)	55.38 (2)	52.13 (1)	6:43.64 100.91	100.91
3	40	Jennifer Thompson	USA	0.00	0.00	0.00	52.63 (3)	1:06.06 (1)	59.55 (1)	57.08 (2)	1:01.38 (3)	58.06 (3)	54.56 (3)	6:49.32 102.33	102.33
4	36	Bettina Scherer	USA	0.00	0.00	0.00	58.97 (5)	1:14.66 (5)	1:00.88 (2)	1:04.41 (5)	1:05.69 (4)	1:02.25 (5)	55.95 (4)	7:22.81 110.70	110.70
5	39	Margaret Shenker	USA	0.00	0.00	0.00	57.16 (4)	1:12.70 (4)	1:06.10 (5)	1:06.00 (6)	1:08.92 (6)	1:02.20 (4)	1:02.56 (5)	7:35.64 113.91	113.91
6	38	Robert Kent Brownridge	USA	0.00	0.00	0.00	1:05.98 (6)	1:20.13 (6)	1:06.23 (6)	1:03.33 (4)	1:06.38 (5)	1:27.47 (6)	1:06.36 (6)	8:15.88 123.97	123.97



1P M FEI Pony Single Marathon

Rank	CNo	Driver	Nation	A	T	B	1	2	3	4	5	6	7	1-7	Total
1	34	Jennifer Keeler	USA	0.00	0.00	0.00	51.89 (3)	1:02.91 (1)	55.77 (2)	48.59 (1)	53.39 (1)	53.27 (2)	48.48 (1)	6:14.30 93.58	93.58
2	35	Taylor Bradish	USA	0.00	0.00	0.00	50.53 (1)	1:14.28 (3)	52.78 (1)	53.09 (3)	1:01.86 (4)	52.11 (1)	51.72 (2)	6:36.37 99.09	99.09
3	30	Leslie Berndt	USA	0.00	0.00	0.00	50.78 (2)	1:12.39 (2)	56.61 (3)	49.56 (2)	59.86 (3)	1:00.19 (4)	58.88 (3)	6:48.27 102.07	102.07
4	32	Barbara Chapman	USA	0.00	0.00	0.00 10	57.55 (4)	1:16.30 (5)	57.95 (4)	1:11.11 (5)	58.97 (2)	56.45 (3)	1:04.63 (4)	7:22.96 110.74	120.74
5	33	Hilary Mroz-Blythe	USA	0.00	0.00	0.00	58.00 (5)	1:14.42 (4)	1:05.33 (5)	1:17.39 (6)	1:12.52 (5)	1:05.56 (5)	1:11.52 (6)	8:04.74 121.19	121.19
6	31	Denise Hinder	USA	0.00	0.00	0.00	1:11.41 (6)	1:30.70 (6)	1:10.80 (6)	1:00.13 (4)	1:15.97 (6)	1:12.42 (6)	1:06.11 (5)	8:27.54 126.89	126.89





2H M FEI Horse Pair Marathon

Rank	CNo	Driver	Nation	A	T	B	1	2	3	4	5	6	7	1-7	Total
1	50	Steve Wilson	USA	0.00	0.00	0.00	1:04.92 (3)	1:14.19 (1)	1:07.59 (1)	1:25.59 (1)	1:07.78 (1)	1:08.17 (1)	1:11.53 (1)	8:19.77 124.94	124.94
2	48	Darryl Billing	CAN	0.00	0.00	0.00	1:09.78 (4)	1:30.67 (3)	1:16.16 (3)	1:27.28 (2)	1:13.71 (2)	1:17.17 (2)	1:11.89 (2)	9:06.66 136.67	136.67








3	47	Paul Grippa	 USA	0.00	0.00	0.00	1:02.09 (2)	1:15.22 (2)	1:13.20 (2)	1:29.02 (3)	1:31.61 (3)	1:22.27 (3)	1:34.06 (3)	9:27.47 141.87	141.87
4	49	James Miller	 USA	0.00	0.00	0.00	58.44 (1)	EL							EL






2P M FEI Pony Pair Marathon

Rank	CNo	Driver	Nation	A	T	B	1	2	3	4	5	6	7	1-7	Total
1	45	Katie Whaley	 USA	0.00	0.00	0.00	57.03 (1)	1:05.02 (1)	53.08 (1)	59.38 (1)	52.47 (1)	57.72 (1)	55.03 (1)	6:39.73 99.93	99.93
2	46	Mary Phelps	 USA	0.00	0.00	0.00	1:02.50 (2)	1:14.42 (2)	1:02.06 (2)	1:02.55 (2)	58.45 (2)	59.49 (2)	57.06 (2)	7:16.53 109.13	109.13
3	44	Keady Cadwell	 USA	0.00	0.00	0.00	1:02.98 (3)	1:28.02 (4)	1:04.86 (3)	1:08.91 (3)	1:10.66 (3)	1:08.56 (4)	1:02.16 (3)	8:06.15 121.54	121.54
4	43	Carina Crawford	 CAN	0.00	0.00	0.00	1:04.56 (4)	1:18.83 (3)	1:24.66 (4)	1:18.36 (4)	1:12.23 (4)	1:07.34 (3)	1:05.80 (4)	8:31.78 127.95	127.95






4H M FEI Horse Team Marathon

Rank	CNo	Driver	Nation	A	T	B	1	2	3	4	5	6	7	1-7	Total
1	55	Chester C. Weber	 USA	0.00	0.00	0.00	1:13.78 (4)	1:24.22 2 (2)	1:08.14 (1)	1:07.28 (1)	1:06.20 (1)	1:11.83 (1)	1:05.77 (1)	8:17.22 126.31	126.31
2	53	Misdee Wrigley-Miller	 USA	0.00	0.00	0.00	1:14.22 (5)	1:32.39 (3)	1:28.98 (3)	1:24.33 (3)	1:14.91 (3)	1:14.22 (2)	1:21.72 (4)	9:30.77 142.69	142.69
3	54	Allison Stroud	 USA	0.00	0.00	0.00	1:13.20 (2)	1:27.24 (1)	1:22.38 (2)	1:55.58 (4)	1:13.27 (2)	1:16.77 (3)	1:20.11 (2)	9:48.55 147.14	147.14
4	56	Paul Maye	 USA	0.00	0.00	0.00	1:10.23 (1)	1:43.42 (4)	1:37.92 (4)	1:23.13 (2)	1:15.31 (4)	1:19.94 (4)	1:21.52 (3)	9:51.47 147.87	147.87
5	52	Gerben Steenbeek	 CAN	0.00	0.00	0.00	1:13.27 (3)	EL							EL











1H M Intermediate Horse Single Marathon

Rank	CNo	Driver	Nation	A	T	B	1	2	3	4	5	6	7	1-7	Total
1	19	Jordan Vincent Laplaca	 USA	0.00	0.00	0.00	1:01.33 (4)	1:14.73 (3)	53.09 (1)	52.33 (1)	50.73 (1)	54.47 (1)	50.30 (1)	6:36.98 99.25	99.25
2	13	Deborah M. Egan	 USA	0.00	0.00	0.00	1:00.80 (3)	1:12.50 (2)	56.11 (4)	59.09 (4)	1:00.27 (4)	58.41 (2)	56.20 2 (6)	7:03.38 107.85	107.85
3	20	Bill Allen	 USA	0.00	0.00	0.00	1:02.58 (5)	1:20.98 (5)	1:02.03 (7)	58.58 (3)	58.89 (3)	1:07.42 (9)	55.03 (2)	7:25.51 111.38	111.38
4	17	Susan K. Osborne	 USA	0.00	0.00	0.00	1:06.61 (7)	1:22.22 (6)	55.42 (3)	58.05 (2)	56.33 (2)	58.94 (3)	1:13.34 (8)	7:30.91 112.73	112.73
5	21	Susan Van Huis	 USA	0.00	0.00	0.00	1:06.34 (6)	1:24.42 (7)	1:03.22 (8)	1:02.41 (6)	1:02.78 (6)	1:01.56 (5)	1:00.84 (4)	7:41.57 115.39	115.39






6	14	Bob Giles	 USA	0.00	0.00	0.00	55.75 (1)	1:10.66 (1)	56.58 (5)	1:13.20 (9)	1:06.11 (9)	1:00.08 (4)	59.28 (3)	7:21.66 110.42	115.42
7	16	Ellen Epstein	 USA	0.00	0.00	0.00	1:15.92 (10)	1:32.22 (9)	1:00.13 (6)	1:01.97 (5)	1:05.47 (8)	1:05.08 (6)	1:04.25 (7)	8:05.04 121.26	121.26
8	18	Sigrid Edwards	 USA	0.00	2.25	0.00	1:09.03 (8)	1:34.83 (10)	1:12.28 (10)	1:14.47 (10)	1:01.41 (5)	1:05.08 (6)	1:01.30 (5)	8:18.40 124.60	126.85
9	15	Norma Katz	 USA	0.00	0.00	0.00	1:11.81 (9)	1:29.09 (8)	1:10.77 (9)	1:11.42 (8)	1:08.30 (10)	1:07.13 (8)	1:01.30 20 (9)	8:19.82 144.96	144.96
10	12	Marcus Holzinger	 USA	0.00	0.00	0.00	59.33 (2)	1:16.14 (4)	53.70 (2)	1:04.97 (7)	1:03.42 (7)	RT			RT


I1P M Intermediate Pony Single Marathon

Rank	CNo	Driver	Nation	A	T	B	1	2	3	4	5	6	7	1-7	Total
1	1	Jennifer Keeler	 USA	0.00	0.00	0.00	52.41 (2)	1:06.56 (2)	49.36 (2)	42.36 (1)	47.63 (1)	50.75 (3)	43.42 (1)	5:52.49 88.12	88.12
2	8	Janelle Marshall	 USA	0.00	0.00	0.00	49.16 (1)	1:05.66 (1)	46.94 (1)	51.64 (2)	49.00 (2)	45.72 (1)	47.53 (2)	5:55.65 88.91	88.91
3	4	Kristin Whittington	 USA	0.00	0.00	0.00	59.45 (5)	1:17.83 (9)	54.99 (7)	55.72 (5)	49.50 (3)	47.00 (2)	47.61 (3)	6:32.10 98.03	98.03
4	6	Jada Neubauer	 USA	0.00	0.00	0.00	1:01.41 (6)	1:13.72 (6)	51.88 (5)	53.44 (3)	56.72 (7)	52.69 (5)	49.31 (4)	6:39.17 99.79	99.79
5	11	Bob Koopman	 USA	0.00	0.00	0.00	56.08 (4)	1:13.17 (5)	50.42 (4)	53.70 (4)	55.58 (6)	1:01.59 (10)	50.48 (5)	6:41.02 100.26	100.26
6	5	Dana Diemer	 USA	0.00	0.00	0.00	56.05 (3)	1:11.69 (3)	1:06.64 (11)	1:01.64 (9)	55.19 (5)	51.86 (4)	52.39 (6)	6:55.46 103.87	103.87
7	3	Jackie Kane	 USA	0.00	0.00	0.00	1:02.80 (7)	1:16.13 (8)	59.94 (8)	56.28 (7)	1:03.86 (10)	55.61 (6)	56.13 (8)	7:10.75 107.69	107.69
8	10	Deborah Lawrence	 USA	0.00	0.00	0.00	1:04.39 (8)	1:15.02 (7)	53.53 (6)	58.50 (8)	57.13 (8)	1:01.66 (11)	1:01.30 (11)	7:11.53 107.88	107.88
9	9	Nancy B. Dimick	 USA	0.00	0.00	0.00	1:06.19 (9)	1:23.09 (11)	1:00.19 (9)	1:05.06 2 (11)	1:01.66 (9)	55.70 (7)	56.38 (9)	7:28.27 114.07	114.07
10	7	Liz Murray	 USA	0.00	0.00	0.00	1:24.78 (10)	1:22.52 (10)	1:00.38 (10)	1:05.53 (10)	1:06.34 (11)	1:00.83 (9)	58.92 (10)	7:59.30 119.83	119.83
11	2	Cynthia Doll	 USA	0.00	0.00	0.00	1:05.00 20 (11)	1:11.67 (3)	50.16 (3)	55.72 (5)	51.41 (4)	58.52 (8)	53.41 (7)	6:45.89 121.47	121.47




I2H M Intermediate Horse Pair Marathon

Rank	CNo	Driver	Nation	A	T	B	1	2	3	4	5	6	7	1-7	Total
1	25	Avery Wilson	 USA	0.00	0.00	0.00	1:03.38 (2)	1:12.28 (1)	56.97 (2)	1:16.03 (3)	1:00.30 (2)	53.66 (1)	49.72 (1)	7:12.34 108.09	108.09
2	28	Scott Adcox	 USA	0.00	0.00	0.00	1:09.11 (3)	1:29.13 (3)	55.28 (1)	1:04.47 (1)	1:00.14 (1)	55.03 (2)	54.11 (2)	7:27.27 111.82	111.82
3	27	Tom Warriner	 USA	0.00	0.00	0.00	1:03.27 (1)	1:20.95 (2)	59.50 (3)	1:06.16 (2)	1:02.78 (3)	56.42 (3)	1:04.61 (3)	7:33.69 113.42	113.42




4	26	Robert Burrows	 USA	0.00	0.00	0.00	1:18.16 (4)	1:38.91 (4)	1:14.31 (4)	1:27.52 (4)	1:26.39 (4)	1:19.48 (4)	1:32.66 (4)	9:57.43 149.36	149.36
---	----	-----------------------	---	-------------	-------------	-------------	----------------	----------------	----------------	----------------	----------------	----------------	----------------	---------------------------------	---------------

I2P M Intermediate Pony Pair Marathon

Rank	CNo	Driver	Nation	A	T	B	1	2	3	4	5	6	7	1-7	Total
1	24	(Boots) Esther R. Wright	 USA	0.00	0.00	0.00	1:08.86 (1)	1:19.00 (1)	1:00.23 (1)	1:01.66 (1)	1:00.13 (1)	1:03.48 (1)	59.33 (1)	7:32.69 113.17	113.17
2	23	Phillip Odden	 USA	0.00	0.00	0.00	1:11.55 (3)	1:25.00 (2)	1:04.05 (3)	1:12.19 (2)	1:16.93 (2)	1:10.80 (2)	1:07.27 (2)	8:27.79 126.95	126.95
3	22	Eleanor Parkes	 USA	0.00	0.00	0.00	1:10.75 (2)	1:26.88 (3)	1:02.30 (2)	EL					EL

I4H M Intermediate Horse Team Marathon

Rank	CNo	Driver	Nation	A	T	B	1	2	3	4	5	6	7	1-7	Total
1	29	Jean Thornton	 USA	0.00	0.00	0.00	1:29.55 (1)	2:12.05 (1)	1:25.23 (1)	1:43.92 (1)	1:56.70 (1)	1:38.23 (1)	1:54.56 (1)	12:20.24 185.06	185.06

Signature President of the Jury:

.....
Anne-Marie Turbe (FRA)

