

Result MARATHON**FEI2* Horse Single**

Rank	CNo	Driver	Nation	A	B	1	2	3	4	5	6	7	1-7	Total
1	37	Allison Stroud	Sarasota, FL	0.00	0.00	1:12.30 (2)		56.23 (1)	57.50 (2)	53.81 (1)	1:00.94 (1)	59.44 (1)	6:00.22 90.06	90.06
2	36	Jérôme Drolet	Saint Augustin-de-Desmaures, QC	1.25	0.00	1:11.56 (1)		56.84 (2)	56.78 (1)	1:01.06 (2)	1:14.55 (2)	1:38.92 (2)	6:59.71 104.93	106.18

FEI2* Pony Single

Rank	CNo	Driver	Nation	A	B	1	2	3	4	5	6	7	1-7	Total
1	38	Patti Rozensky	Archer, FL	0.00	0.00	1:26.33 (1)		1:13.98 (1)	1:08.77 (1)	1:11.06 (1)	1:25.36 (1)	1:27.48 (1)	7:52.98 118.25	118.25

FEI2* Horse Team

Rank	CNo	Driver	Nation	A	B	1	2	3	4	5	6	7	1-7	Total
1	39	Jean Thornton	DeLeon Springs, FL	0.00	5.25	1:34.56 (1)		1:28.78 (1)	1:24.94 (1)	1:36.59 (1)	1:29.20 (1)	1:34.17 (1)	9:08.24 137.06	142.31

FEI3* Horse Single

Rank	CNo	Driver	Nation	A	B	1	2	3	4	5	6	7	1-7	Total
1	41	Taylor Bradish	Windsor, SC	0.00	0.00	51.06 (1)	1:00.42 (1)	47.63 (1)	47.83 (1)	45.41 (1)	49.05 (1)	49.88 (1)	5:51.28 87.82	87.82
2	40	Leslie Berndt	Lexington, KY	0.00	1.50	58.94 (3)	1:08.23 (2)	54.53 (2)	56.34 (4)	52.42 (2)	1:00.11 (2)	1:04.41 (4)	6:54.98 103.75	105.25
3	44	Jennifer Thompson	Lodi, WI	0.00	0.00	1:10.78 (6)	1:12.25 (5)	57.05 (4)	52.52 (2)	56.28 (3)	1:02.25 (4)	58.73 (3)	7:09.86 107.47	107.47
4	43	Denis Martin	Windsor, SC	0.00	0.00	57.33 (2)	1:09.22 (3)	1:03.38 (5)	55.09 (3)	56.63 (4)	1:01.03 (3)	1:07.33 (5)	7:10.01 107.50	107.50
5	42	Catherine Levasseur	Ste Sophie, QC	0.00	0.00	1:02.00 (4)	1:10.56 (4)	56.88 (3)	58.34 (5)	1:10.69 (5)	1:04.27 (5)	58.52 (2)	7:21.26 110.32	110.32
6	45	Natalie Tasha Wilkie	Paso Robles, CA	0.00	0.00	1:04.63 (5)	1:18.50 (6)	1:14.97 (6)	1:04.86 (6)	1:10.86 (6)	1:17.78 (6)	1:13.33 (6)	8:24.93 126.23	126.23



FEI3* Pony Single

Rank	CNo	Driver	Nation	A	B	1	2	3	4	5	6	7	1-7	Total
1	50	Anna Koopman	Morriston, FL	0.00	0.00	57.94 (2)	1:04.67 (2)	55.81 (4)	50.83 (1)	51.28 (3)	52.49 (1)	57.38 (4)	6:30.40 97.60	97.60
2	49	Raymond Helmuth	Cambridge, IA	0.00	0.00	58.59 (3)	1:02.59 (1)	49.05 (1)	53.80 (2)	50.47 (1)	57.55 (2)	58.38 (5)	6:30.43 97.61	97.61
3	51	Janelle Marshall	Windsor, SC	0.00	0.00	59.02 (4)	1:05.47 (3)	52.67 (3)	54.89 (3)	50.98 (2)	59.50 (4)	54.69 (1)	6:37.22 99.31	99.31
4	47	Dana Diemer	Raeford, NC	0.00	0.00	56.72 (1)	1:10.30 (4)	57.31 (5)	55.75 (4)	51.72 (4)	57.58 (3)	56.58 (2)	6:45.96 101.49	101.49
5	52	Hilary Mroz-Blythe	Leverett, MA	0.00	0.00	1:02.86 (5)	1:17.36 (6)	1:04.99 (7)	1:03.73 (6)	1:04.14 (6)	1:10.45 (6)	1:10.19 (6)	7:53.72 118.43	118.43
6	48	Nancy Dimick	Randolph, VA	0.00	0.00	1:12.49 (6)	1:23.91 (7)	1:03.86 (6)	1:05.73 (7)	1:08.28 (7)	1:18.23 (7)	1:20.20 (7)	8:32.70 128.18	128.18
-	46	Amy Cross	Chestertown, MD	0.00	0.00	EL								EL

FEI3* Horse Pair

Rank	CNo	Driver	Nation	A	B	1	2	3	4	5	6	7	1-7	Total
1	53	Jacob Arnold	Goshen, K	0.00	0.00	52.52 (1)	1:04.95 (2)	52.64 (1)	54.13 (2)	50.36 (1)	57.39 (1)	57.20 (1)	6:29.19 97.30	97.30
2	55	Gabriele Grasso	Italy	0.00	0.00	56.31 (2)	1:01.19 (1)	50.70 2 (2)	51.72 (1)	50.44 (2)	57.72 (2)	59.89 (2)	6:27.97 98.99	98.99
3	56	Paul Maye	Fairfield, VA	0.00	0.00	1:04.75 (3)	1:14.44 (3)	1:04.50 2 (3)	59.09 2 (3)	54.67 (3)	1:08.50 (3)	1:09.13 (3)	7:35.08 117.77	117.77
4	54	Darryl Billing	Lady Lake, FL	0.00	0.00	1:31.78 (4)	1:40.05 (4)	1:28.94 (4)	1:32.90 (4)	1:25.78 (4)	1:39.13 (4)	1:40.70 (4)	10:59.28 164.82	164.82

FEI3* Pony Pair



Rank	CNo	Driver	Nation	A	B	1	2	3	4	5	6	7	1-7	Total
1	58	Katie Whaley	Paris, KY	0.00	0.00	54.84 (1)	1:04.56 (1)	1:00.17 (2)	57.19 (2)	55.28 2 (2)	1:03.39 (1)	1:07.45 (2)	7:02.88 107.72	107.72
2	57	Yvette Harris	Woodbine, MD	0.00	0.00	1:04.55 (2)	1:11.44 (2)	59.41 (1)	49.75 (1)	54.44 (1)	1:08.83 (2)	1:05.34 (1)	7:13.76 108.44	108.44

FEI3* Horse Team













Rank	CNo	Driver	Nation	A	B	1	2	3	4	5	6	7	1-7	Total
1	60	Chester Weber	Ocala, FL	0.00	0.00	1:42.03 5 (2)	1:11.16 (1)	1:06.20 (1)	1:04.45 (1)	1:05.75 (1)	1:09.47 (1)	1:10.88 (1)	8:29.94 132.49	132.49
2	59	Gerben Steenbeek	St Marys, Ontario	0.00	4.50	1:40.20 2 (1)	1:43.89 (2)	1:32.33 (2)	1:17.27 (2)	1:16.44 (2)	1:25.56 (2)	2:27.91 2 (2)	11:23.60 174.90	174.90





FEI3* Pony Team

Rank	CNo	Driver	Nation	A	B	1	2	3	4	5	6	7	1-7	Total
1	61	Johan Nijs	 Belgium	0.00	0.00	1:20.78 (1)	1:24.55 (1)	1:18.22 (2)	1:08.36 2 (2)	1:08.56 (1)	1:13.73 (1)	1:19.05 (1)	8:53.25 135.31	135.31
2	62	Mary Phelps	 Micanopy, FL	0.00	0.00	1:38.33 (2)	1:24.88 (2)	1:09.64 (1)	1:11.70 (1)	1:14.33 2 (2)	1:25.36 (2)	1:51.19 (2)	9:55.43 150.86	150.86

Intermediate Horse Single











Rank	CNo	Driver	Nation	A	B	1	2	3	4	5	6	7	1-7	Total
1	14	Andrew Marcoux	 Bellingham, MA	0.00	0.00	48.83 (1)		45.98 (1)	45.11 (1)	47.83 (1)	48.58 (1)	50.14 (1)	4:46.47 71.62	71.62
2	17	Susan Osborne	 Charlotte, MI	0.00	0.00	55.30 (4)		52.08 (5)	52.17 (4)	53.14 (6)	53.53 (4)	56.56 (4)	5:22.78 80.70	80.70
3	15	Janelle Marshall	 Windsor, SC	0.00	0.00	52.42 (2)		49.95 (2)	57.23 2 (11)	48.06 (2)	53.30 (3)	55.50 (3)	5:16.46 81.12	81.12
4	13	Emily Langer	 Brenobluff, VA	0.00	0.00	57.45 (6)		52.58 (6)	46.84 (2)	56.20 (9)	1:01.13 (7)	1:08.38 (9)	5:42.58 85.65	85.65
5	19	Sonia Williams	 Louisville, KY	0.00	0.00	58.52 (7)		51.83 (4)	52.00 (3)	53.09 (5)	1:04.14 (9)	1:03.73 (7)	5:43.31 85.83	85.83
6	63	Carole Precious	 Puslinch, ON	0.00	0.00	53.36 (3)		1:21.11 (11)	50.16 2 (8)	48.30 (3)	49.92 (2)	54.22 (2)	5:37.07 86.27	86.27
7	11	Jennifer Harber	 Georgetown, KY	0.00	0.00	1:03.58 (10)		51.77 (3)	55.86 (6)	49.20 (4)	55.33 (5)	1:15.89 (10)	5:51.63 87.91	87.91
8	12	Michele Johnson	 Brockport, NY	0.00	0.00	59.77 (8)		58.94 (8)	54.58 (5)	54.08 (7)	1:03.03 (8)	1:03.75 (8)	5:54.15 88.54	88.54
9	16	Ryley Miller	 Everson, PA	0.00	0.00	57.03 (5)		58.98 2 (9)	50.50 2 (10)	54.09 (7)	59.14 (6)	1:02.39 (6)	5:42.13 89.53	89.53
10	9	Kaylee Angstadt	 Bradford, MA	0.00	0.00	1:02.83 (9)		57.19 (7)	56.33 (7)	58.99 (10)	1:16.39 (11)	58.77 (5)	6:10.50 92.63	92.63
-	10	Susan Burrows	 Windsor, SC	0.00	0.00	1:08.66 (11)		1:08.05 (10)	58.41 (9)	EL				EL
-	18	Susan Van Huis	 Morrison, FL											WD

Intermediate Horse Single Para



Rank	CNo	Driver	Nation	A	B	1	2	3	4	5	6	7	1-7	Total
1	8	Bob Giles	 Morrison, FL	0.00	0.00	58.31 (1)		1:11.53 (2)	54.78 (1)	1:07.33 (1)	1:10.17 (1)	1:22.97 (1)	6:45.09 101.27	101.27
2	7	Chrissy Aitken	 Parma Heights, OH	0.00	0.00	1:13.81 (2)		1:08.70 (1)	58.38 (2)	1:05.30 2 (2)	1:11.28 (2)	1:40.06 (2)	7:17.53 111.38	111.38






Intermediate Pony Single

Rank	CNo	Driver	Nation	A	B	1	2	3	4	5	6	7	1-7	Total
1	25	Sarah Reitz	 Honeoye Falls, NY	0.00	0.00	47.06 (2)		46.17 (3)	47.03 (3)	42.31 (1)	46.38 (1)	47.11 (1)	4:36.06 69.02	69.02
2	23	Denise Loewe	 Fort Collins, CO	0.00	0.00	45.52 (1)		45.52 (1)	44.14 (1)	44.22 (3)	50.44 (4)	50.59 (2)	4:40.43 70.11	70.11
3	20	Karen Cherry	 Anthony, FL	0.00	0.00	54.20 (7)		47.52 (5)	45.20 (2)	44.68 (4)	48.66 (3)	51.11 (3)	4:51.37 72.84	72.84
4	26	Suzanne Smith	 Paradise, TX	0.00	0.00	54.47 (8)		46.11 (2)	47.09 (4)	47.00 (5)	52.49 (5)	54.66 (4)	5:01.82 75.46	75.46
5	28	Martha Younger	 Delta, BC	0.00	0.00	49.80 (4)		47.27 (4)	57.47 (7)	50.38 (8)	48.61 (2)	59.08 (8)	5:12.61 78.15	78.15
6	22	Denice Klinger	 Alpharetta, GA	0.00	0.00	53.08 (5)		48.78 (6)	49.56 2 (8)	47.36 (6)	1:02.23 (9)	55.30 (6)	5:16.31 81.08	81.08
7	29	Cynthia Doll	 Brenobluff, VA	0.00	0.00	53.55 (6)		50.94 (8)	51.81 2 (9)	49.14 (7)	57.24 (7)	56.97 (7)	5:19.65 81.91	81.91
8	24	Liz Murray	 Asheville, NC	0.00	0.00	49.36 (3)		54.38 (9)	49.66 (5)	55.86 (9)	58.22 (8)	1:08.05 (10)	5:35.53 83.88	83.88
9	27	Lorri Wallis	 Perryville, AR	0.00	0.00	1:11.42 (9)		56.31 (10)	54.67 2 (10)	1:09.69 (10)	1:04.69 (10)	1:04.80 (9)	6:21.58 97.40	97.40
-	21	Jackie Kane	 Hudson, MA	0.00	0.00	EL								EL

Intermediate Horse Pair


Rank	CNo	Driver	Nation	A	B	1	2	3	4	5	6	7	1-7	Total
1	31	Kathrin Dancer	 Woodside, CA	0.00	0.00	56.75 (1)		49.81 (1)	47.63 (1)	46.39 (1)	49.31 (1)	58.22 (1)	5:08.11 77.03	77.03
2	32	George Dickerson	 Colfax, IA	0.00	0.00	2:22.80 (2)		1:19.39 (2)	1:18.78 (2)	1:24.88 (2)	1:24.53 (2)	1:50.13 (2)	9:40.51 145.13	145.13

Intermediate Pony Pair



Rank	CNo	Driver	Nation	A	B	1	2	3	4	5	6	7	1-7	Total
1	35	Boots Wright	 Ocala, FL	0.00	0.00	55.13 (2)		51.47 (1)	48.94 (1)	47.91 (1)	52.78 (1)	52.89 (1)	5:09.12 77.28	77.28
2	33	Megan Fullgraf	 Reidsville, NC	0.00	0.00	52.06 (1)		58.28 2 (3)	50.80 (2)	50.63 (2)	57.19 (3)	58.88 (3)	5:27.84 83.96	83.96
3	34	Phillip Odden	 Baronett, WI	0.00	0.00	59.39 2 (3)		56.95 (2)	54.99 (3)	53.05 (3)	55.09 (2)	56.98 (2)	5:36.45 86.11	86.11







Intermediate Pony small Pair

Rank	CNo	Driver	Nation	A	B	1	2	3	4	5	6	7	1-7	Total
1	30	Roberta Greeno Kanstad	 Ocala, FL	0.00	0.00	55.95 (1)		54.49 (1)	49.84 (1)	54.98 (1)	58.80 (1)	58.42 (1)	5:32.48 83.12	83.12

Youth Division 12 and under

Rank	CNo	Driver	Nation	A	B	1	2	3	4	5	6	7	1-7	Total
1	2	Ashton Maye	 Fairfield, VA	0.00	0.00				51.77 2 (1)	47.08 (1)	1:03.18 (1)	1:03.50 (1)	3:45.53 58.38	58.38
-	1	Joseph Hunter	 Concord, VA	0.00	93.50				1:25.67 (2)	EL				EL

Youth Division 13-16

Rank	CNo	Driver	Nation	A	B	1	2	3	4	5	6	7	1-7	Total
1	3	Sarah Batstone Roberts	 Ocala, FL	0.00	0.00				47.83 (4)	38.95 (1)	38.09 (1)	41.80 (1)	2:46.67 41.67	41.67
2	5	Alexia Guillemette	 CAN	0.00	0.00				46.95 (3)	40.88 (3)	43.56 (2)	45.69 (2)	2:57.08 44.27	44.27
3	4	Alpine Griffin	 Fort Collins, CO	0.00	0.00				44.55 (2)	40.34 (2)	45.86 (3)	57.33 (4)	3:08.08 47.02	47.02
4	6	Ethan Yeager	 Alachua, FL	0.00	0.00				44.08 (1)	47.97 (4)	48.94 (4)	55.19 (3)	3:16.18 49.05	49.05

Signature President of the Jury:

.....
Andrew Counsell (GBR)



Page 5 of 5

